

TALL SHIPS ARE COMING!® APRIL 5-8, 2018

TALL SHIPS®

* GALVESTON *



EDUCATION PACKET

Welcome aboard the Gulf Coast's newest maritime festival!

Enjoy tours of participating ships, numerous special events, sail away excursions, music, food and more, all in a family friendly format.



TALLSHIPSGALVESTON.COM OR CALL 409-765-7834
FOLLOW US ON SOCIAL MEDIA AT #TALLSHIPSGALVESTON

TALL SHIPS®

* GALVESTON *

TABLE OF CONTENTS

PLANNING YOUR VISIT

Letter of Introduction Page 2
Using this Packet Page 2

PRE-VISIT ACTIVITIES

Pre-Visit Lesson Plans Page 2
Brainstorming Chart Page 5
Photograph Analysis Page 6
Introduction to ELISSA Page 7
Shipboard Vocabulary Page 9

POST-VISIT ACTIVITIES

Post-Visit Lesson Plans Page 10
Artifact Identification Page 12
Letter Writing Activity Page 13
Timeline Activity Page 15



TOURS OF SHIPS & SAILAWAY EXCURSIONS

USING THIS PACKET

Use the following icons to help guide you through the Educator's Packet.

DEAR EDUCATOR

Thank you for your interest in the Galveston Historical Foundation's TALL SHIPS GALVESTON® 2018. This program provides students with the opportunity to experience history through first hand encounters and experiential learning.

The information and lessons in this packet should help you correlate your classroom lessons with your field trip to the festival. By analyzing, researching and observing the documents and information provided, students will gain a better understanding of maritime history.

This Educator's Packet has been developed to enhance your class visit to the Seaport and the visiting ships. More information on the details of your trip will be available by email.

This packet reflects Galveston Historical Foundation's mission to broaden public awareness of maritime preservation and the seafaring legacy of Texas and the Gulf Coast.


We look forward to your visit!

Sincerely,
Education Staff
Galveston Historical Foundation



Teacher Preparation

Use these pages to prepare your lessons and plan the field trip



Student Preparation

These sheets should be copied and distributed to students



EXCITING PARADE OF SAIL ENTRY



Pre-Visit Lesson Plans

Listed below are lesson plans for you to use before your visit to the festival. All activities meet Texas Essential Knowledge and Skills curriculum standards.

Activity 1: Brainstorming Chart

Objective: After completing this worksheet, students will be able to:

- Communicate ideas based on knowledge and experiences
- Use a graphic organizer to express ideas, gather information, generate options, and predict outcomes.
- Apply critical thinking skills to organize, sequence, and categorize information acquired from a variety of valid sources

Answer Key:

Allow students to make reasonable deductions and statements based on the information gathered.

Activity 2: Photograph of a Press Gang

Objective: After completing this worksheet, students will be able to:

- Define Impressment
- Understand one of the reasons for the War of 1812

Answer Key:

Allow students to make reasonable predictions based on their analysis of the photograph.

Continued...

Activity 3: An Introduction to ELISSA

Objective: After completing this worksheet, students will be able to:

- Identify key players in ELISSA's history
- Describe what Galveston was like during the late 1800s
- Define vocabulary words associated with the ELISSA

Answer Key:

1. *Henry Fowler Watt. 1877-1917*
2. *Alexander Hall & Company. Aberdeen, Scotland. 1877.*
3. *Barque. Transporting Cargo.*
4. *137 in October 2014.*
5. *Yes. 1883 and 1887.*
6. *Britain, Norway, Finland, Sweden, Greece, and the United States.*
7. *Galveston Historical Foundation in 1975.*

Activity 4: Shipboard Vocabulary

Objective: After completing this worksheet, students will be able to:


- Use a problem-solving process to identify a problem and gather information.
- Use a decision-making process to gather information working in groups or independently.
- Use standard grammar, spelling, and punctuation.
- Use various parts of a source to locate information.

Answer Key:

Allow students to make reasonable definitions based on their research.

Name:

Date:



Brainstorming Chart


Directions: Before visiting the festival, use the KWL Chart to brainstorm things you already know about the War of 1812 and what you would like to find out.

After you have finished learning about the War of 1812 in class and have visited the OLIVER HAZARD PERRY, fill in the L column which indicated what you learned about the ship and the time period.

| K What do I Already Know About the War of 1812? | W What Do I Want to Learn About the War of 1812? | L What Have I Learned ? |
|--|---|--|
| | | |
| | | |
| | | |
| | | |
| | | |
| | | |
| | | |

Name:

Date:



Photograph of a Press Gang

Directions: Read the following passage and then study the picture below. Afterwards, answer the following questions:


During the early part of the 19th century, British Naval war ships were known to illegally board American vessels, and kidnap or impress some sailors into the Royal Navy. Some of these men were British nationals, but a large portion of them were American citizens. This disregard for American lives and laws was one of the reasons for War of 1812.

1. What is a press gang?.
2. Where might you be impressed as a sailor?
3. Were the American's willing to join the Royal Navy?
4. Who do you think was impressed on the ships? The Captain? The crew?
5. What are some differences between the Royal Navy and the American sailors?



Name:

Date:



Introduction to the 1877 Iron Barque ELISSA

Directions: Read the brief summary of ELISSA's history and answer the questions at the end of the workbook.

In the mid 1800s, the Golden Age of Sail was in its decline and steamships were rapidly replacing sailing vessels in the maritime trade industry. By 1877, steamships were quickly and efficiently transporting imported and exported goods to countries around the world. Even though the engine meant less room for cargo, it required less manpower and wasn't dependent on favorable winds. Enter Henry Fowler Watt, a wealthy Liverpool businessman whose passion for sailing inspired him to overlook the growing popularity of the steamship. With the help of Alexander Hall and Company, a world-renowned shipbuilding firm based in Aberdeen, Scotland, Watt commissioned a magnificent three-masted, iron-hulled sailing vessel—the ELISSA.

Launched from Aberdeen, Scotland in 1877, Watt capitalized on ELISSA's design to transport cargo to and from less developed ports. At the time, Galveston was a busy port city. Many ships from different countries traveled into Galveston to unload and take on cargo. The ELISSA arrived in Galveston twice, once in 1883 and again in 1886, bringing a cargo of bananas and leaving with a hold full of cotton in 1883. She sailed under Watt's ownership until 1897 when, due to financial bankruptcy, he was forced to sell ELISSA to Bugge & Olsen of Norway where she was renamed the FJELD.

ELISSA has been sailed under six different national flags—British, Norwegian, Swedish, Finnish, Greek, and American—and has been renamed several times: the ELISSA, then FJELD, later GUSTAF, CHRISTOPHOROS, and ACHACIOS, then finally PIONEER. Until she was purchased by Galveston Historical Foundation in 1975 she transported cargo around the world. Today, ELISSA exists as a living museum ship and continues to sail in the waters of the Gulf Coast, proudly representing Galveston Historical Foundation, the maritime legacy of Texas, and the historic traditions of seamanship from an era long since passed.

Questions for Review

1. Who originally commissioned and owned the ELISSA? What years did they own her?

2. Who built ELISSA? Where did they build her? What year was she launched?

3. What type of ship was ELISSA and what was her function?

4. How old is ELISSA?

5. Did ELISSA ever visit Galveston? If so, when?

6. How many countries have owned and operated ELISSA?

7. Who currently owns and operates ELISSA? What year did they purchase her?

Name:

Date:



Shipboard Vocabulary Activity

Directions: Define the following vocabulary words related to your field trip to the TALL SHIPS GALVESTON® festival.

Ship: _____

Hull: _____

Bow: _____

Stern: _____

Deck: _____

Port: _____

Starboard: _____

Mast: _____

Yard: _____

Line: _____

Barque: _____

Figurehead: _____

Cargo: _____

Galveston: _____



Post Visit Lesson Plans

Listed below are lesson plans for you to use after your visit to the festival. All activities meet Texas Essential Knowledge and Skills curriculum standards.

Activity 1: Artifact Identification

Objective: After completing this worksheet, students will be able to:

- Recognize objects associated with the ELISSA.
- Make predictions about how these objects were used in the past

Answer Key:

Allow students to make reasonable conclusions based on their analysis of the photographs and their historic tour of the ELISSA.

Activity 2: Letter Writing Activity

Objective: After completing this worksheet, students will be able to:

- Research information about the community and the world.
- Sequence and categorize information.
- Communicate in written form to express ideas based on knowledge and experiences.
- Use standard grammar, spelling, sentence structure, and punctuation.

Answer Key:

Accept all reasonable answers



Continued...

Activity 3: Timeline Activity

Objective: After completing this worksheet, students will be able to:


- Understand the concepts of time and chronology
- Create and interpret timelines
- Use vocabulary related to chronology and apply the terms year, decade, and century to describe historical times.

Answer Key:

1. 1885
2. 1941
3. 1944
4. 1945
5. 1945
6. 1939





Name:

Date:



ELISSA Artifact Identification

Directions: An artifact is an object that was created by people for a useful purpose. Look at the artifacts below. You have seen these artifacts on your tour. Identify what these artifacts are and how they were used on the chart below.

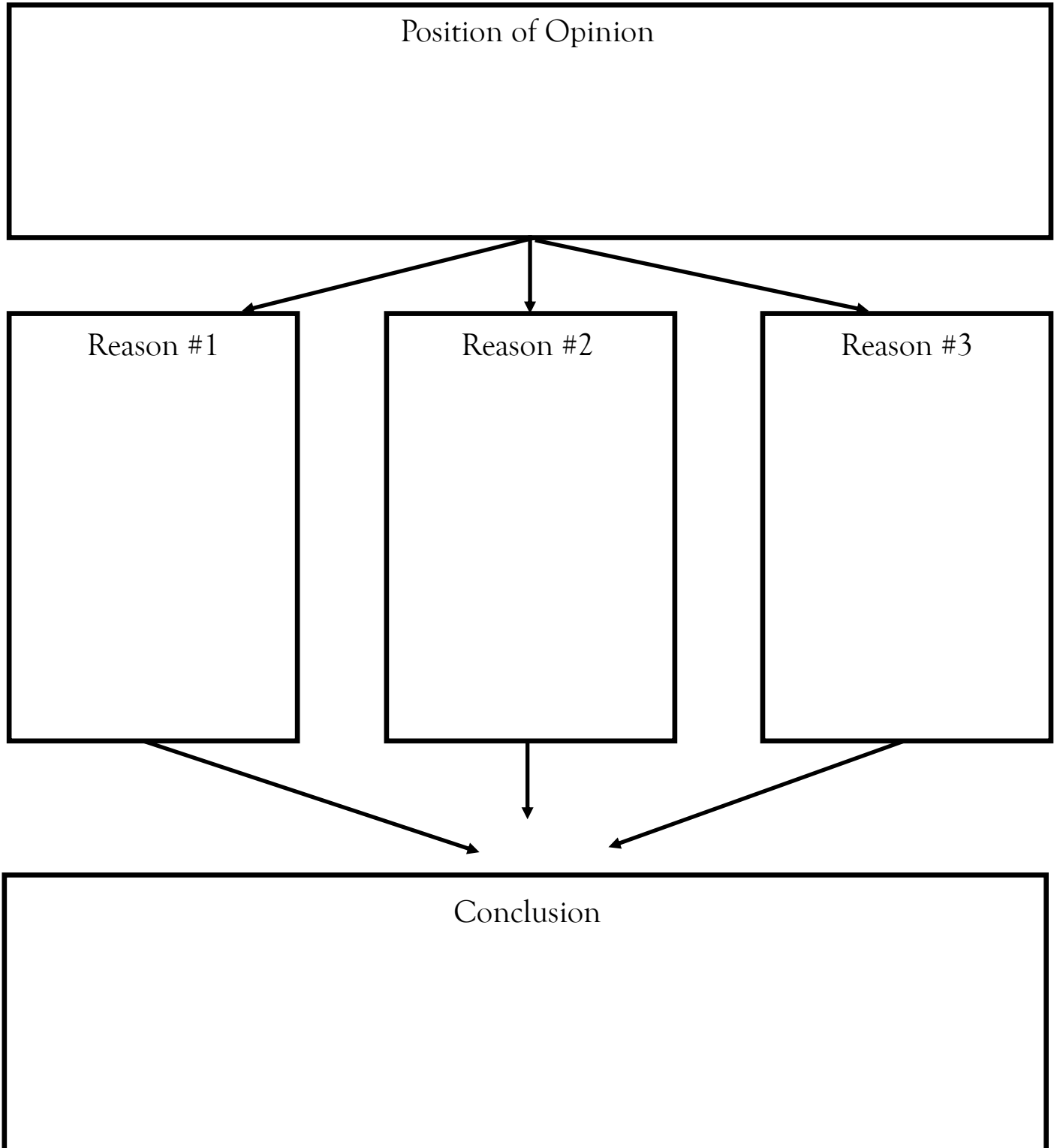
| | What is this object? | What is this object used for? |
|---|----------------------|-------------------------------|
|  | | |
|  | | |
|  | | |
|  | | |

Name:

Date:



Persuasive Organizer



Name:

Date:



Timeline Activity

Directions: Use your knowledge of World War II and online resources to find the dates of important events. Then, place the events on the timeline in the order in which they occurred. Draw images that represent these events to enhance your timeline.



George S. Patton is born in San Gabriel, California



US Declares War on Japan



D Day invasion



General George S. Patton dies in an automobile accident in Germany



Germany and Japan surrender to the Allies



WHEN AND IF commissioned by Patton from FF Pendleton shipyard, Maine

Name:

Date:

Timeline Activity



Your visit to
TALL SHIPS
GALVESTON
2018

TALL SHIPS ARE COMING!® APRIL 5-8, 2018



Schooner

Three-Masted Schooner

Staysail Schooner

Topsail Schooner

ABOUT TALL SHIPS AMERICA

Founded in 1973, Tall Ships America is a non-profit organization dedicated to enriching youth education through character building and leadership programs aboard tall ships. It is the hub for tall ship activity, expertise, and information in North America, and is commended by the United States Congress as the Sail Training Organization representing the United States in the international forum. Tall Ships America supports the people, ships and programs of sail training and tall ships through grants, scholarships, conferences, education, publications, regulatory and licensing information, public events and advocacy. The mission of Tall Ships America is to encourage character building through sail training, promote sail training to the North American public, and support education under sail.

Barque

Barquentine

ABOUT GALVESTON HISTORICAL FOUNDATION

Galveston Historical Foundation (GHF) was formed as the Galveston Historical Society in 1871 and merged with a new organization formed in 1954 as a non-profit entity devoted to historic preservation and history in Galveston County. Over the last sixty years, GHF has expanded its mission to encompass community redevelopment, historic preservation advocacy, maritime preservation, coastal resiliency and stewardship of historic properties. GHF embraces a broader vision of history and architecture that encompasses advancements in environmental and natural sciences and their intersection with historic buildings and coastal life, and conceives of history as an engaging story of individual lives and experiences on Galveston Island from the 19th century to the present day.



TALLSHIPSGALVESTON.COM OR CALL 409-765-7834
FOLLOW US ON SOCIAL MEDIA AT #TALLSHIPSGALVESTON